



IB DIPLOMA PROGRAMME

MAY 2018 RESULTS



IB Diploma Programme May 2018 Results

“I wholeheartedly congratulate the May 2018 graduates. They are to be highly commended for their hard work, their drive and commitment. Research suggests that an IB diploma is the best preparation for further education and for future careers. IB graduates show continued curiosity and critical thinking throughout their lives. These are the skills of the future, as both universities and employers attest. IB graduates are highly prepared to contribute to their own communities and, increasingly, to help find solutions to the broader challenges facing the world.”

- Dr. Siva Kumari, IB Director General.



BIS: May 2018



- All 29 students were awarded the Diploma
- Average score obtained by the class is 37.2(out of a maximum of 45)
- 2 students obtained 44 points
- 1 student obtained 43 points
- 2 students obtained 42 points
- 41%(12 students) obtained 40+
- Average grade obtained is 5.84 (out of a maximum of 7)
- Average bonus points obtained is 2.14 (out of a maximum of 3)



Diploma Programme Examinations May 2018



- Largest examination session in the history of the IBO
- 1,65,752 students appeared for this session. They joined a community of more than 1.7 million lifelong learners worldwide
- More than 6,07,000 examination papers were processed in 75 languages
- Average score received by students in the Asia Pacific region is 33 points
- World Average score is 30 points
- 13,000 examiners across the world
- Internationally-benchmarked grading criteria



School statistics

May 2018



Bombay International School	
Number of candidates registered for the session	29
Number of subject entries for the session	237
Number of candidates who obtained the diploma	29
Average points obtained by those who passed the diploma	37.2
Highest diploma points awarded to a candidate	44
Average grade obtained by students who passed the diploma	5.84



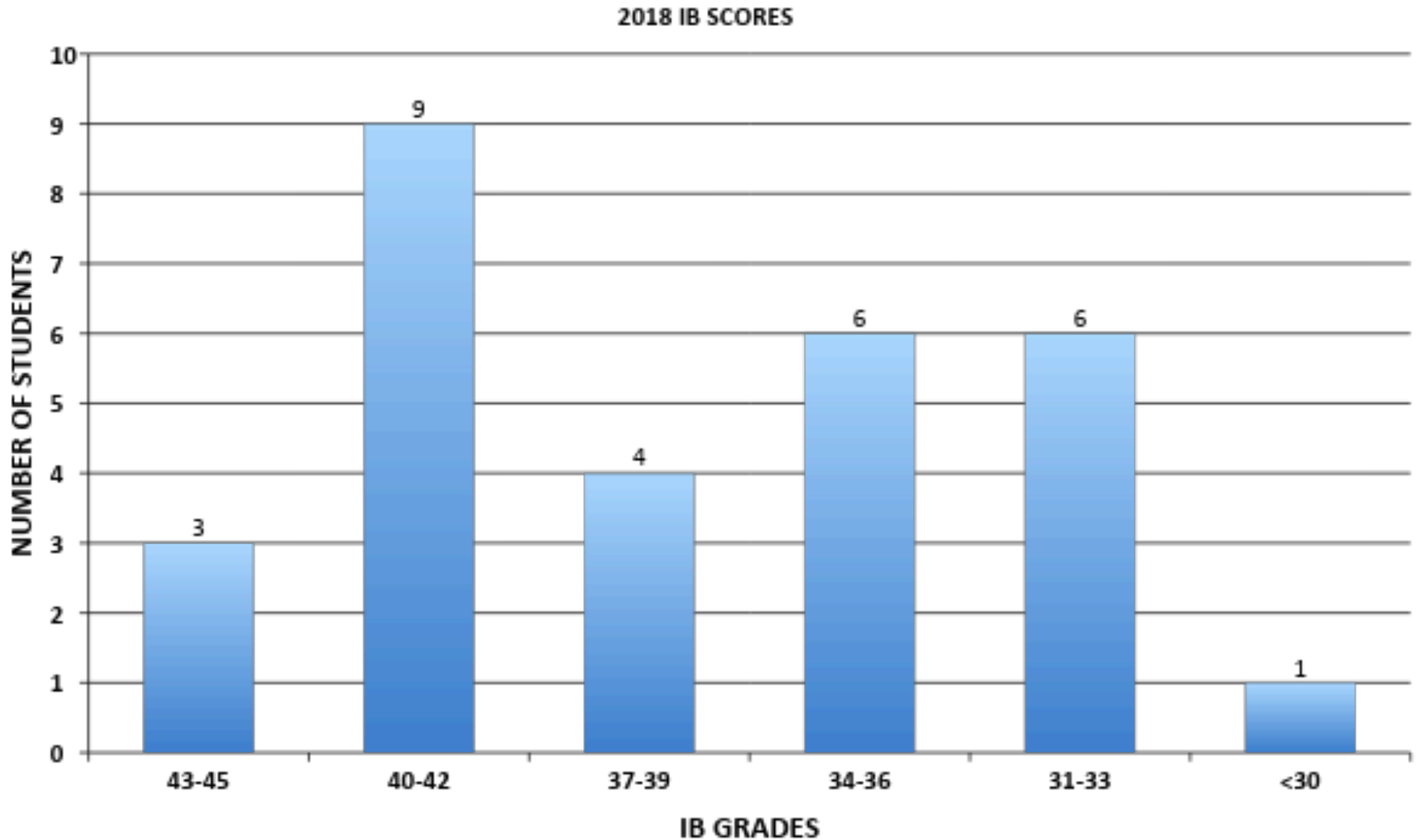
School statistics 2014 - 2018



Bombay International School	2014	2015	2016	2017	2018
Number of candidates registered for the session	20	18	24	28	29
Number of subject entries for the session	161	144	192	225	237
Number of candidates who obtained the diploma	20	18	24	28	29
Average points obtained by those who passed the diploma	36	37	35	39	37
Highest Diploma points awarded to a candidate	45	45	42	45	44
Average grade obtained by students who passed the diploma	5.7	5.72	5.49	6.02	5.84

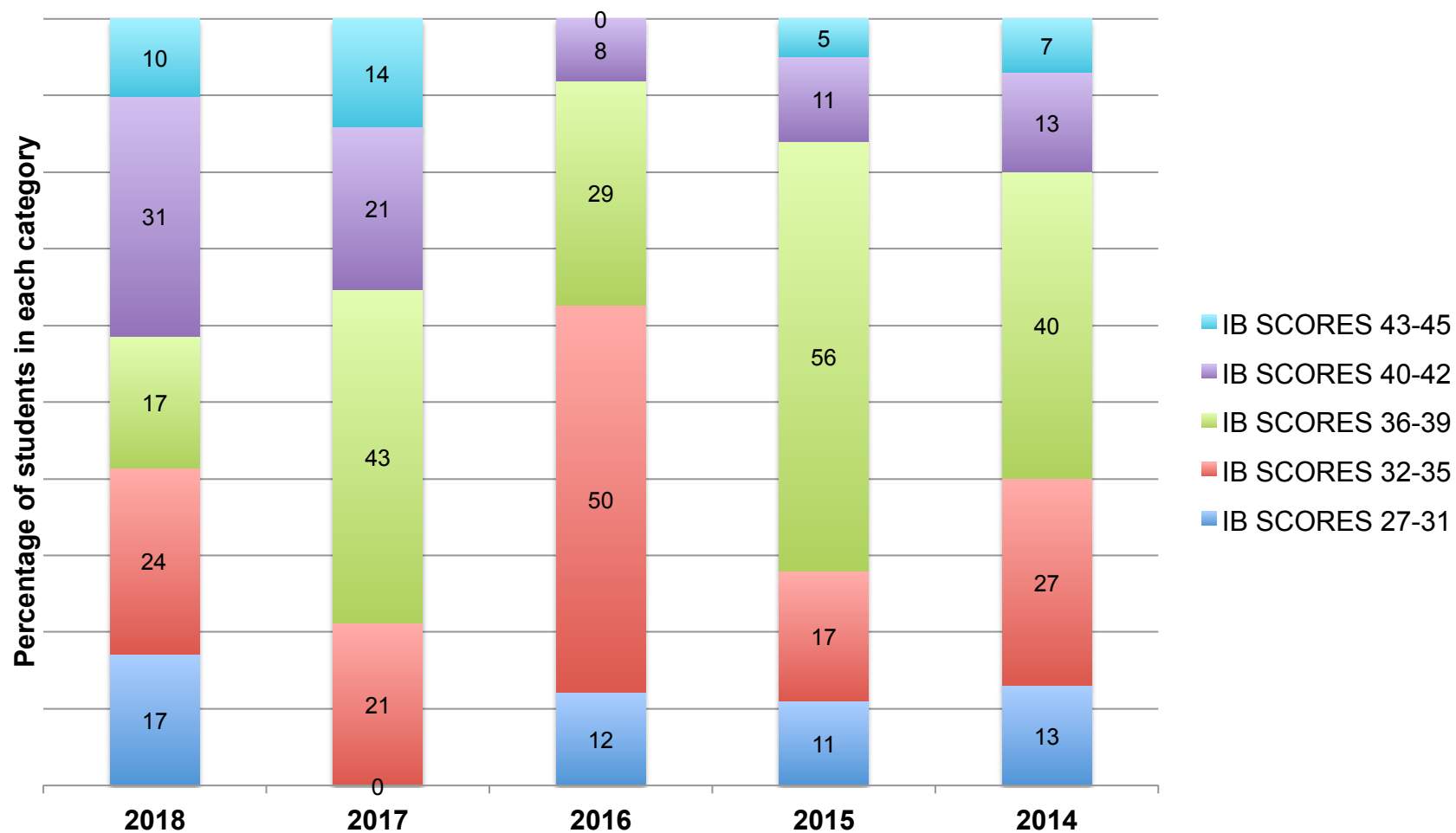


School results May 2018





School results 2014 – 2018





Grades in the core

May 2018



Theory of Knowledge

Grades	A	B	C	D
Number of students	4	14	11	0

Extended Essay

Grades	A	B	C	D
Number of students	8	11	10	0

Bonus Points

Points	3	2	1	0	Average
Number of students	8	17	4	0	2.13



Grades in the core 2014 - 2018



Theory of Knowledge

Year	No.	A	B	C	D	E
2014	20	4	11	4	1	0
2015	18	3	9	6	0	0
2016	24	1	13	9	1	0
2017	28	6	14	8	0	0
2018	29	4	14	11	0	0

Extended Essay

Year	No.	A	B	C	D	E
2014	20	12	4	3	1	0
2015	18	6	5	7	0	0
2016	24	4	10	8	2	0
2017	28	9	15	4	0	0
2018	29	8	11	10	0	0



Bonus points 2014 - 2018

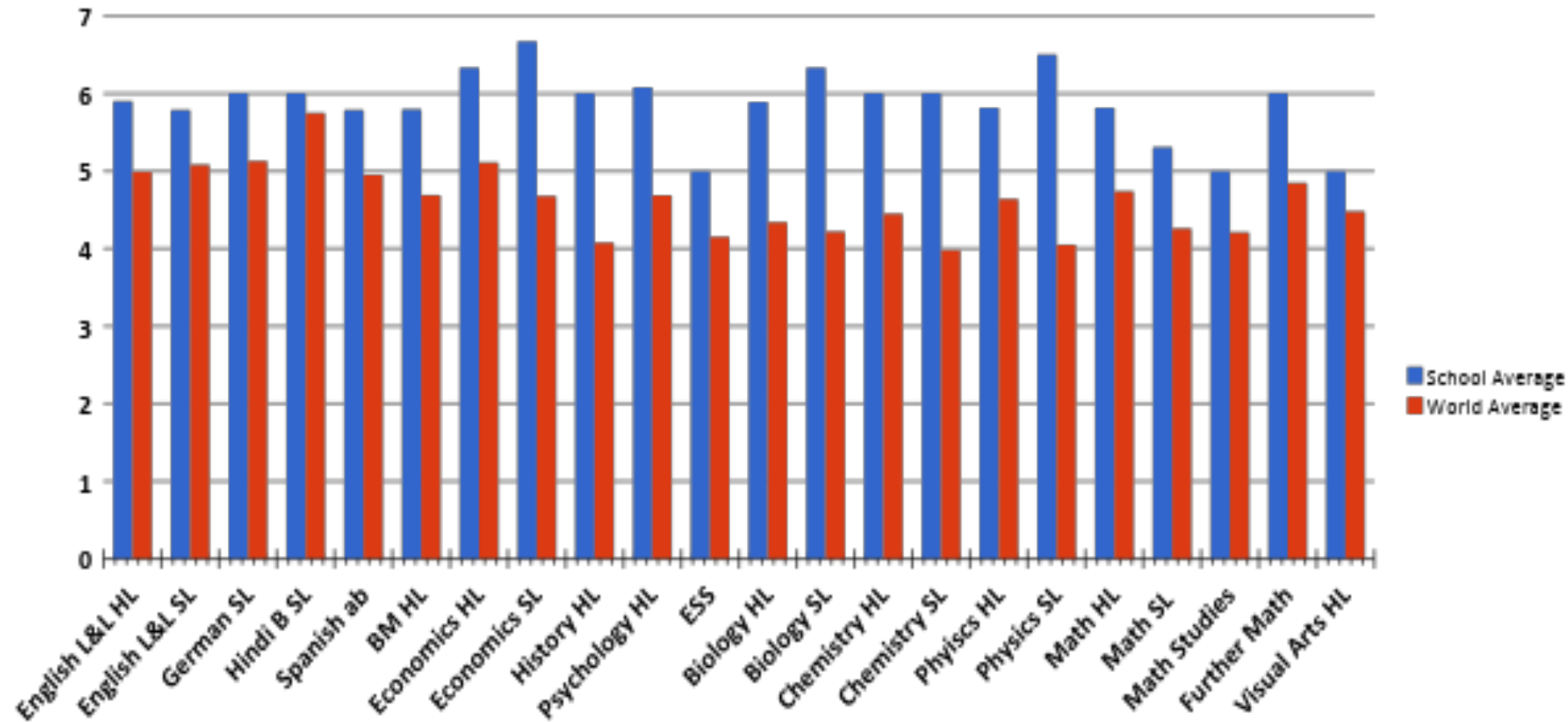


Year	No. of candidates	3	2	1	0	Average
2014	20	9	6	5	0	2.2
2015	18	3	14	1	0	2.11
2016	24	2	17	1	0	1.7
2017	28	10	17	1	0	2.32
2018	29	8	17	4	0	2.14



School vs. World Averages

May 2018





School vs. World Averages

May 2018



SUBJECT	NO. OF STUDENTS	SCHOOL AVERAGE	WORLD AVERAGE
English A: Language and Literature HL	10	5.9	4.99
English A: Language and Literature SL	19	5.79	5.08
German B SL	5	6	5.13
Hindi B SL	5	6	5.75
Spanish ab initio SL	19	5.79	4.95
Business Management HL	10	5.8	4.69
Economics HL	9	6.33	5.11
Economics SL	3	6.67	4.68
History HL	4	6	4.08
Psychology HL	12	6.08	4.69



SUBJECT	NUMBER OF STUDENTS	SCHOOL AVERAGE	WORLD AVERAGE
ESS SL	4	5	4.15
Biology HL	9	5.89	4.34
Biology SL	3	6.33	4.22
Chemistry HL	9	6	4.45
Chemistry SL	9	6	3.98
Physics HL	11	5.82	4.64
Physics SL	2	6.5	4.05
Maths HL	11	5.82	4.74
Maths SL	13	5.31	4.26
Maths Studies SL	5	5	4.21
Further Maths HL	5	6	4.85
Visual Arts HL	2	5	4.48